



**District Report Card: 2017**


<b>State:</b> Nagaland	<b>District:</b> Tuensang
<b>Class:</b> 8	<b>Subject:</b> Mathematics
<b>Schools:</b> 32	<b>Students:</b> 444


**Participation/Coverage**


**Students**

 GENDER	Boys		Girls	
	Number	%	Number	%
	214	48.20	230	51.80

 AREA	Rural		Urban	
	Number	%	Number	%
	260	58.56	184	41.44

 CATEGORY	SC		ST		OBC		GEN	
	Number	%	Number	%	Number	%	Number	%
	0	0.00	444	100.00	0	0.00	0	0.00

 CWSN	LD	VI	HI	S&LD	ID	Oth
	0	0	0	0	0	0

 Management	Government		Government-aided	
	Number	%	Number	%
	444	100.00	0	0.00

**Average Performance of Students in Mathematics (%)**

Overall	Gender		Area		Management		Social Group			
	Male	Female	Rural	Urban	Govt.	Aided	SC	ST	OBC	GEN
23.06	23.18	22.96	23.18	22.90	23.06	0.00	0.00	23.06	0.00	0.00

## Performance on Learning Outcomes (LOs)

Learning Outcomes	Description	Average Performance(%)
M601	Solves problems involving large numbers by applying appropriate operations	16.67
M606	Solves problems on daily life situations involving addition and subtraction of fractions / decimals	13.33
M620	Finds out the perimeter and area of rectangular objects in the surroundings like floor of the class room, surfaces of a chalk box etc.	18.35
M621	Arranges given/collected information in the form of table, pictograph and bar graph and interprets them	21.43
M702	Interprets the division and multiplication of fractions	27.48
M705	Solves problems related to daily life situations involving rational numbers	8.78
M706	Uses exponential form of numbers to simplify problems involving multiplication and division of large numbers	19.23
M707	Adds/subtracts algebraic expressions	9.68
M710	Solves problems related to conversion of percentage to fraction and decimal and vice versa	33.76
M717	Finds out approximate area of closed shapes by using unit square grid/graph sheet	30.95
M719	Finds various representative values for simple data from her/his daily life contexts like mean, median and mode	21.87
M721	Interprets data using bar graph	12.82
M801	Generalizes properties of addition, subtraction, multiplication and division of rational numbers through patterns	50.00
M802	Finds rational numbers between two given rational numbers	53.42
M803	Proves divisibility rules of 2, 3, 4, 5, 6, 9 and 11	26.19
M804	Finds squares, cubes, square roots and cube roots of numbers using different methods	30.77
M808	Uses various algebraic identities in solving problems of daily life	29.91
M812	Verifies properties of parallelogram and establishes the relationship between them through reasoning	28.90
M818	Finds surface area and volume of cuboidal and cylindrical object	25.21
M819	Draws and interprets bar charts and pie charts	12.39

Range of Performance of Students who Answered Correctly							
Below 30%		30% - 50%		50% - 75%		Above 75%	
Number	%	Number	%	Number	%	Number	%
321	72.30	116	26.13	7	1.58	0	0.00

### Lowest Performing Learning Outcomes (LOs)

- 1 - Solves problems related to daily life situations involving rational numbers (8.78)
- 2 - Adds/subtracts algebraic expressions (9.68)
- 3 - Draws and interprets bar charts and pie charts (12.39)

4 - Interprets data using bar graph (12.82)

5 - Solves problems on daily life situations involving addition and subtraction of fractions / decimals (13.33)